

## Air -/ Water Heat Exchanger RK 2124-230V



### Product Description

<b>Order Number:</b>	2124000
<b>Colour:</b>	RAL 7035
<b>Protection category IP (IEC 60 529):</b>	IP 54
<b>Note:</b>	With proportional water flow regulator (control range +20°C - +50°C)
<b>Approvals:</b>	CE, cURus
<b>Customs tariff number:</b>	84195000
<b>Material housing:</b>	Mild steel, powder coated

## Technical data RK 2124-230V

<b>Cooling capacity L35W10 (200 l/h):</b>	2 kW @ 50 Hz
	2 kW @ 60 Hz
<b>Cooling capacity L35W10 (500 l/h):</b>	2,35 kW @ 50 Hz
	2,35 kW @ 60 Hz
<b>Refrigerant:</b>	Water, light oils or similar
<b>Operating temperature range:</b>	+1°C - +72°C
<b>Max. air volume flow:</b>	450 m <sup>3</sup> /h
<b>Mounting:</b>	Roof mounted
<b>Dimensions (H x W x D):</b>	280 x 360 x 600 mm
<b>Weight:</b>	25 kg
<b>Rated operating voltage / frequency:</b>	230 V 50/60 Hz ~N
<b>Rated current:</b>	0.9 A
<b>Starting current:</b>	3 A
<b>Power consumption:</b>	190 W
<b>Max. Working pressure water circuit:</b>	10 bar
<b>Water connection:</b>	Rp 1/4" - inside thread with 2 connectors for pipe internal diameter of 10 mm
<b>Fuse rating:</b>	4 A (T)
<b>Connection:</b>	3 m cable ready for connection

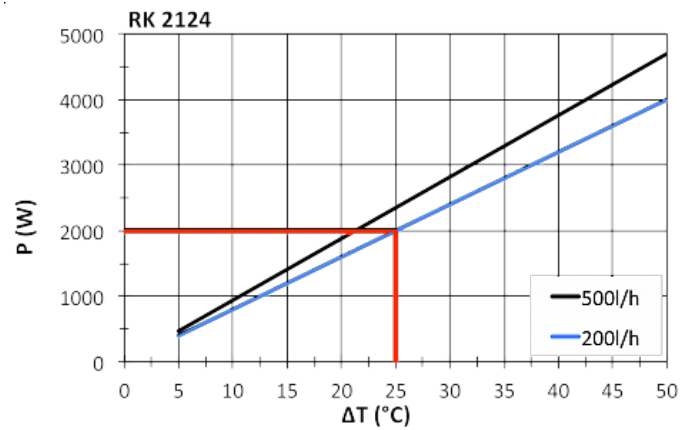
Click the graphics to download the originals.

More CAD graphics can be found on our [Products Downloads page](#).

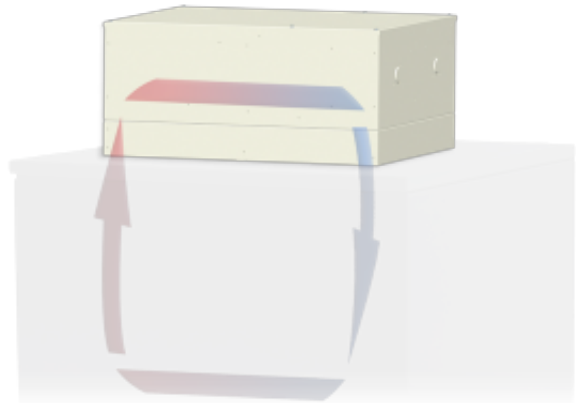
> [Overview product group Air-Water Heat Exchangers](#)

**Performance Graph:**

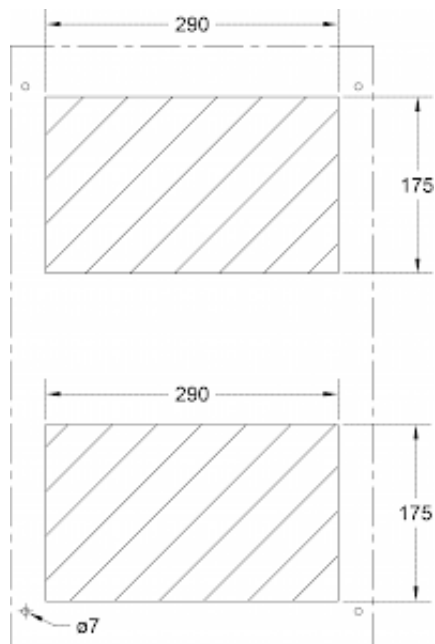
?  $T$  = Temperature difference between air intake and cooling  
 $P$  = Cooling capacity



[click image to enlarge](#)

**Airflow diagram:**


[click image to enlarge](#)

**Cutout diagram:**


[click image to enlarge](#)

[Datasheet](#) created 23.07.2015 (10:24:52). Technical rights reserved.